

Home (/) / Contact Us (<https://xnet2.mdwfp.com/applications/ContactForm/>) / FAQs (/faq/) /
 Calendar (/calendar/) / Report Violation (<https://xnet2.mdwfp.com/applications/law%20enforcement/>) / Career Opportunities (/human-resources/career-opportunities/)

Search

MDWFP News

2016-2017 Deer Hunter Survey Results

4/27/2017 3:00:00 PM

From MDWFP

Our deer hunter survey was sent to over 300,000 individuals via e-mail and social media. There were over 13,000 responses which included adequate representation from all regions of the state.

*Did you deer hunt during the 2016-2017 season?

Answer	0%	100%	Number of Response(s)	Response Ratio
Yes			12291	92.2 %
No			921	6.9 %
No Response(s)			115	<1 %
Totals			13327	100%

*Please choose the season(s) you participated in.

Answer	0%	100%	Number of Response(s)	Response Ratio
Archery			5358	42.2 %
Youth Gun			1592	12.5 %
Primitive Weapon			7754	61.1 %
Gun (with dogs)			4196	33.0 %
Gun (without dogs)			11806	93.0 %
Totals			12690	100%

*In what season did you participate most?

Answer	0%	100%	Number of Response(s)	Response Ratio
Archery			1299	9.7 %
Youth Gun			94	<1 %
Primitive Weapon			821	6.1 %
Gun (with dogs)			1348	10.1 %
Gun (without dogs)			9130	68.5 %
No Response(s)			635	4.7 %
Totals			13327	100%

*What is your primary method of deer hunting?

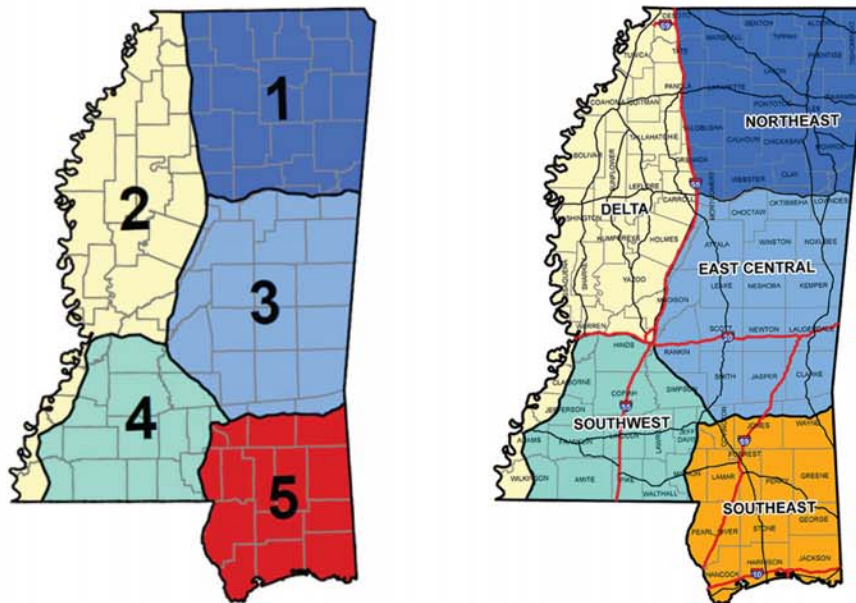
Answer	0%	100%	Number of Response(s)	Response Ratio
Dog Hunting			302	2.2 %
Still Hunting			11735	88.0 %

Both		613	4.5 %
Other		130	<1 %
No Response(s)		547	4.1 %
Totals		13327	100%

*What was your equipment of choice?

Answer	0%	100%	Number of Response(s)	Response Ratio
Gun			9974	74.8 %
Archery			1659	12.4 %
Primitive Weapon			923	6.9 %
Muzzleloader			154	1.1 %
Other			67	<1 %
No Response(s)			550	4.1 %
Totals		13327	100%	

In what area of the state did you deer hunt most?



Answer	0%	100%	Number of Response(s)	Response Ratio
Area 1			2425	18.1 %
Area 2			3150	23.6 %
Area 3			3160	23.7 %
Area 4			2313	17.3 %
Area 5			1626	12.2 %
No Response(s)			653	4.8 %
Totals		13327	100%	

*Did you hunt on a Deer Management Assistance Program (DMAP) property during the 2016-2017 season?

Answer	0%	100%	Number of Response(s)	Response Ratio
Yes			1324	9.9 %
No			10999	82.5 %
No Sure			582	4.3 %
No Response(s)			422	3.1 %
Totals		13327	100%	

*Did you deer hunt mostly on Public or Private land?

Answer	0%	100%	Number of Response(s)	Response Ratio
Public			1517	11.3 %
Private			11231	84.2 %
No Response(s)			579	4.3 %
Totals			13327	100%

In your opinion, compared
*to previous years, was the deer population up, down, or stable during the past deer season where you hunted?

Answer	0%	100%	Number of Response(s)	Response Ratio
Up			1430	10.7 %
Down			5333	40.0 %
Stable			5389	40.4 %
No Response(s)			1175	8.8 %
Totals			13327	100%

*Has deer behavior changed in the area you hunt -
for example, are deer moving more only at night?

Answer	0%	100%	Number of Response(s)	Response Ratio
Yes			9065	68.0 %
No			3081	23.1 %
No Response(s)			1181	8.8 %
Totals			13327	100%

*If you answered yes to the above question, what
do you believe is the primary cause of this change in movement?

Answer	0%	100%	Number of Response(s)	Response Ratio
Weather			3152	23.6 %
Acorn Crop			1067	8.0 %
Human Disturbance			2789	20.9 %
Deer Feeders			1459	10.9 %
Deer behavior has not changed in the area I hunt			2107	15.8 %
Other			1415	10.6 %
No Response(s)			1338	10.0 %
Totals			13327	100%

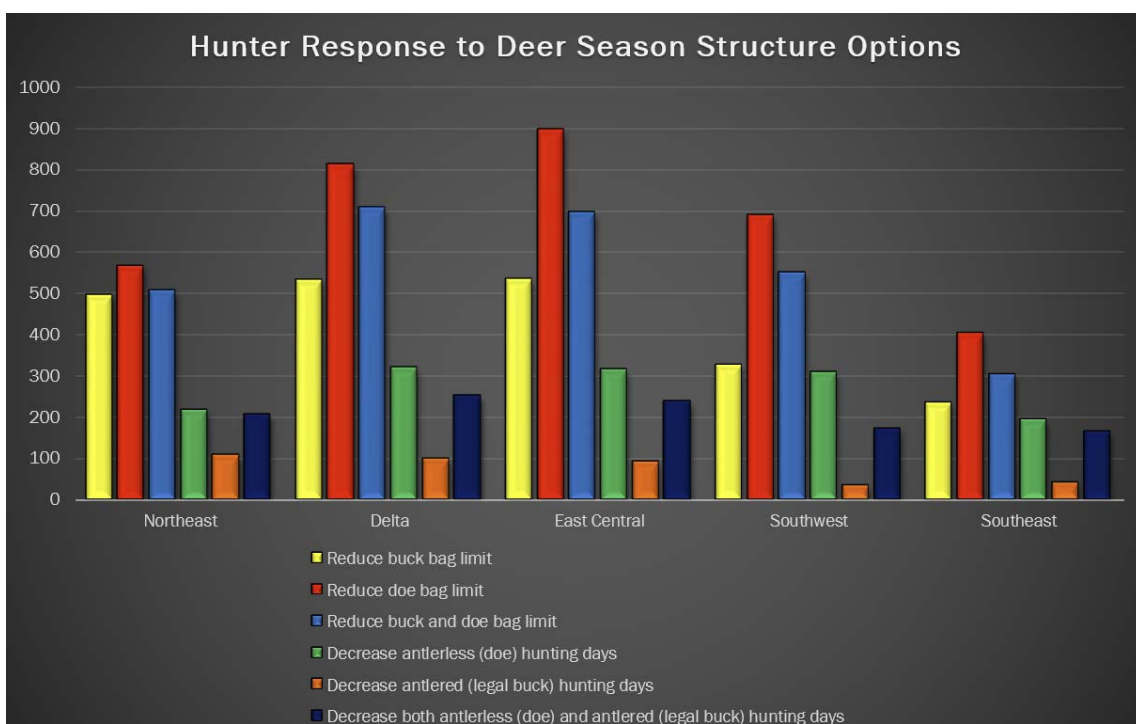
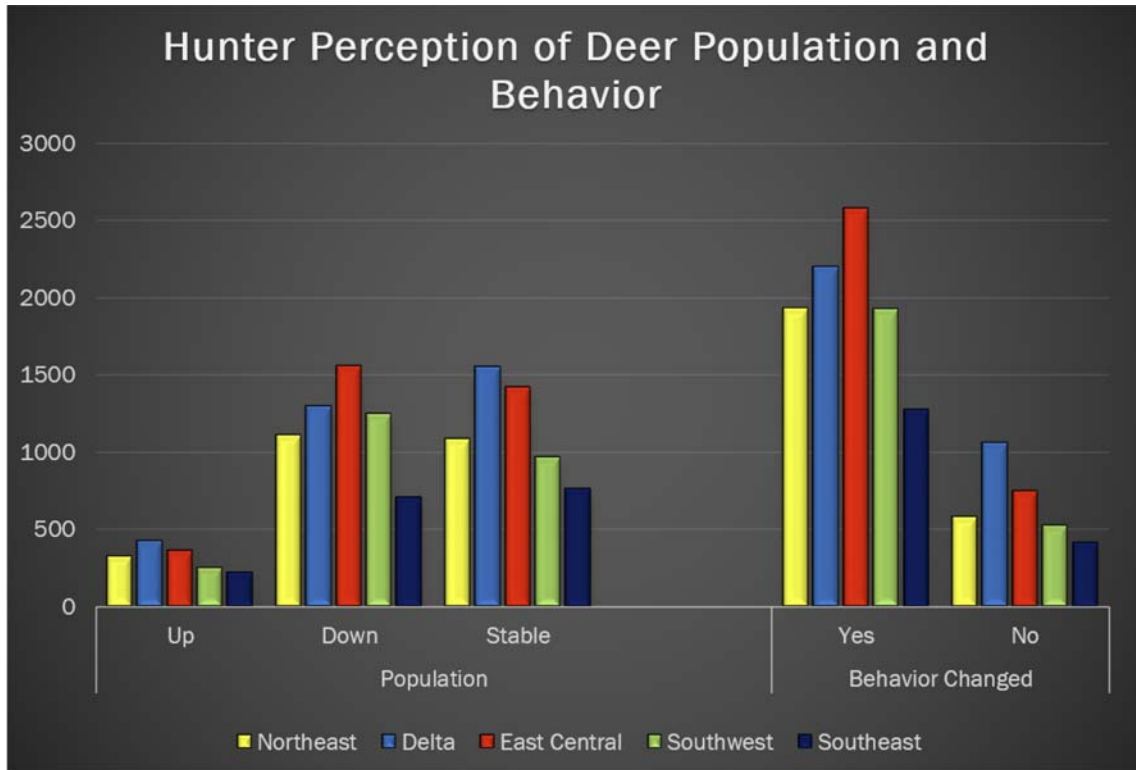
*Do you support mandatory
harvest reporting which provides geographically specific information to help manage deer populations?

Answer	0%	100%	Number of Response(s)	Response Ratio
Yes			7645	57.3 %
No			4500	33.7 %
No Response(s)			1182	8.8 %
Totals			13327	100%

*If there is information that supports the need
to reduce deer harvest, what method would you support to accomplish this?

Answer	0%	100%	Number of Response(s)	Response Ratio
Reduce buck bag limit			1979	14.8 %

Reduce doe bag limit		3079	23.1 %
Reduce buck and doe bag limit		2551	19.1 %
Decrease antlerless (doe) hunting days		1230	9.2 %
Decrease antlered (legal buck) hunting days		337	2.5 %
Decrease both antlerless (doe) and antlered (legal buck) hunting days		930	6.9 %
Other		1949	14.6 %
No Response(s)		1272	9.5 %
Totals		13327	100%



Conclusions

The results of the survey supported that hunter opinions of the deer population are stable to down, from previous years. There was no conclusive biological data to contradict hunter opinion. Hunter opinion clearly indicates a preference to lower antlerless (doe) bag limits to accomplish increasing the deer population to cultural carrying capacity.

Following bag limit reductions, hunters indicated support for reduction of antlerless (doe) hunting days. Biologically, no justification exists to lower buck bag limits or hunting days due to zone antler restrictions.



(<https://www.facebook.com/mdwfp>)



(<https://twitter.com/MDWFPonline>)



([https://instagram.com](https://instagram.com/mdwfponline/)

[/mdwfponline/](https://instagram.com/mdwfponline/))



(https://www.youtube.com/channel/UCJmy0a8O_evm1iFS-h4mAiw/feed?view_as=public)

[Home \(/\)](#) / [Contact Us \(https://xnet2.mdwfp.com/applications/ContactForm/\)](https://xnet2.mdwfp.com/applications/ContactForm/) / [MS.GOV \(http://www.ms.gov/Pages/default.aspx\)](http://www.ms.gov/Pages/default.aspx) / [MS State Personnel Board \(http://www.mspb.ms.gov/\)](http://www.mspb.ms.gov/) / [Report A Violation \(https://xnet2.mdwfp.com/applications/law%20enforcement/\)](https://xnet2.mdwfp.com/applications/law%20enforcement/)

MDWFP . 1505 Eastover Drive . Jackson, MS 39211 . (601) 432-2400

Copyright MDWFP, All Rights Reserved

[WebMail Login \(https://webmail.mdwfp.state.ms.us/owa\)](https://webmail.mdwfp.state.ms.us/owa) / [Employee Login \(https://xnet2.mdwfp.com\)](https://xnet2.mdwfp.com) / [Admin Login \(/umbraco/\)](#) / [Event Login \(/education.mdwfp.com/admin/Staff/Login?ReturnUrl=%2fadmin\)](https://education.mdwfp.com/admin/Staff/Login?ReturnUrl=%2fadmin)